

Terminations & Loads

Model 1418 Medium Power, N Connectors

dc to 18.0 GHz
 10 Watts

 **RoHS**



Features

- /// Optimized for Wireless OEM and Test Applications.
- /// Designed to meet environmental requirements of MIL-D-39030.
- /// Quality Injection Molded Connector.

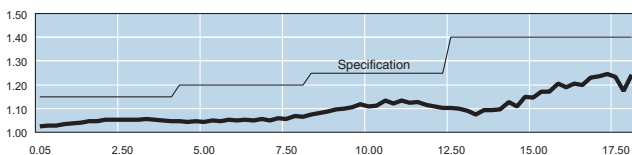
Specifications

NOMINAL IMPEDANCE: 50 Ω

FREQUENCY RANGE: dc to 18.0 GHz

MAXIMUM SWR:

Frequency (GHz)	SWR
dc - 4	1.15
4 - 8	1.20
8 - 12.4	1.25
12.4 - 18	1.40



Typical M1418 SWR Performance

POWER RATING: 10 watts **average (mounted horizontally)** @ 25°C ambient temperature, derated linearly to 0 watt @ 125°C. 1 kilowatt **peak** (5 μsec pulse width; 0.5% duty cycle).

TEMPERATURE RANGE: -55°C to +125°C

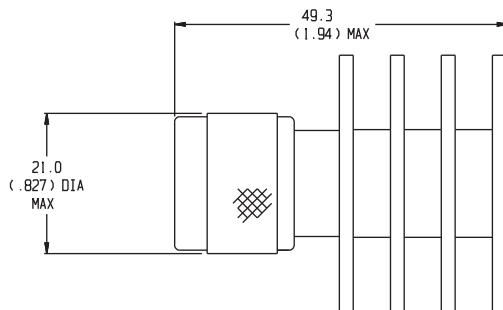
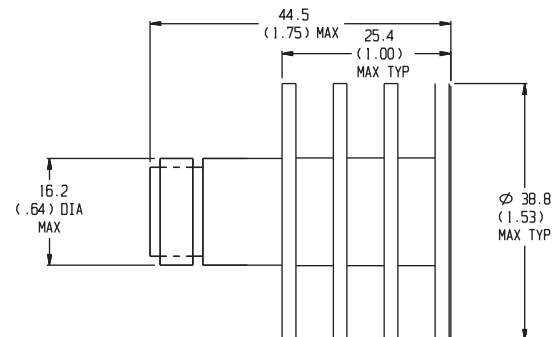
TEST DATA: Swept data plots of SWR from 50 MHz to 12.4 GHz is available at additional cost.

CONNECTOR: Type N connector per MIL-STD-348 interface dimensions - mate nondestructively with MIL-C-39012 connector. Choice of male or female connector. When ordering, prefix model number with M for male and F for female.

CONSTRUCTION: Black, finned aluminum body, stainless steel connector; gold plated beryllium copper contacts.

WEIGHT: 90 g (3 oz)

PHYSICAL DIMENSIONS:



NOTE: All dimensions are given in mm (inches) and are maximum, unless otherwise specified.