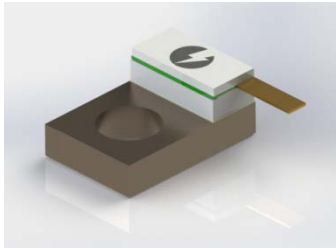


Termination, Flanged

Frequency Range: DC to 7 GHz, Power: 25 Watts



Features

- Integrated Heat sink
- High Frequency & Power
- Tabbed Contacts

7ANT300-25 series Terminations are designed to dissipate up to 25 watts of RF power. These flange resistives are integrated on .300" x .200" heat sink and are used in Isolators, Attenuators and Power Dividers. Standard models of 7ANT300-25 have resistance values of 50 and 100 ohm with 5% tolerance, but other designs are available upon request.

Technical Specifications

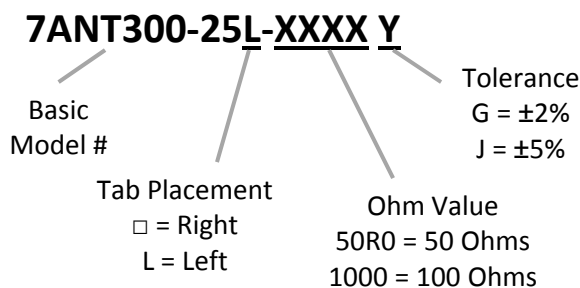
Parameter	Value
Frequency Range	DC to 7GHz
Impedance	50 Ohms
Power Handling*	25 Watts average Derated Linearly to 0 Watts @ +150°C
VSWR	DC – 4.0 GHz _____ 1.25:1 Max. 4.0 – 7.0 GHz _____ 1.35:1 Max.
Operating Temp Range	-55°C to +150°C

Material

Feature	Material
Substrate	Aluminum Nitride
Resistor Material	Proprietary Thin Film
Cover	Alumina Ceramic
Flange	Nickel Plated Copper
Tab	Gold Plated Beryllium Copper

*Mounting surfaces shall not exceed 100°C. Max.

How to Order



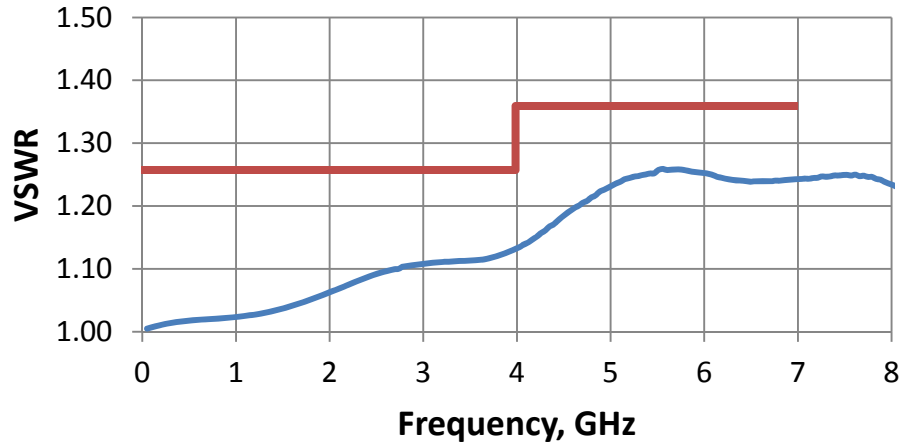
Ordering Examples

Model Number: 7ANT300-25-50R0J
 Right tab placement, 50 ohm, ±5%

Model Number: 7ANT300-25L-2000G
 Left tab placement, 200 ohm, ±2%

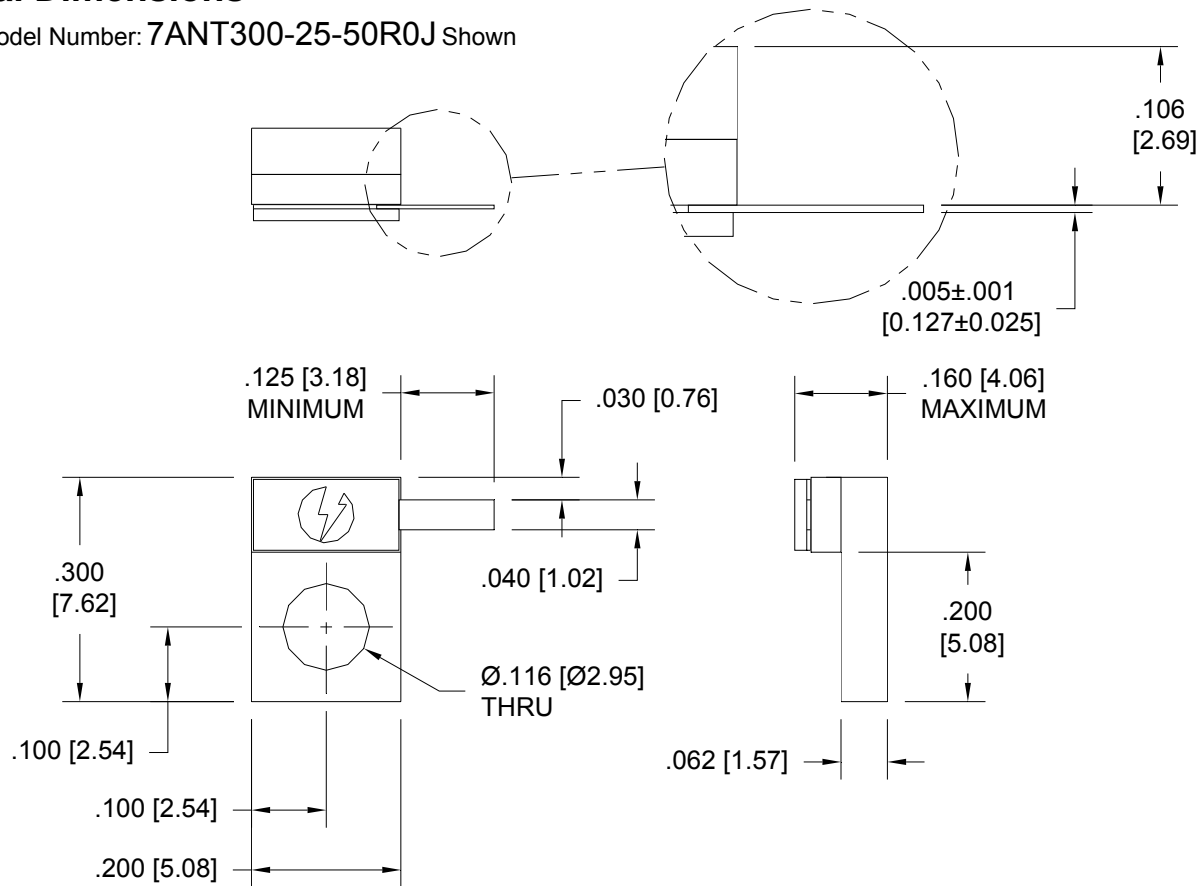
Performance Characteristics

Typical Performance



Physical Dimensions

Model Number: 7ANT300-25-50R0J Shown



Tolerance: .XXX = ±.010