

DC BLOCKS SMP

7 kHz - 26.5 GHz INNER ONLY



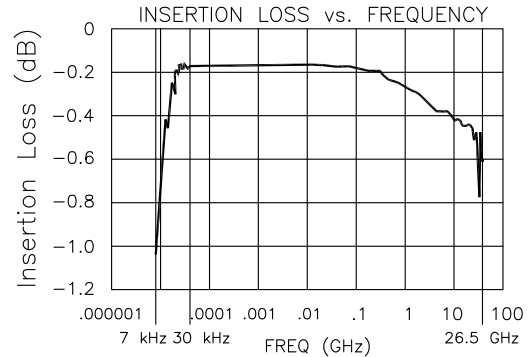
MODELS: 8535PX, 8535PLX

Typical performance from 7 kHz – 26.5 GHz

SPECIFICATIONS:

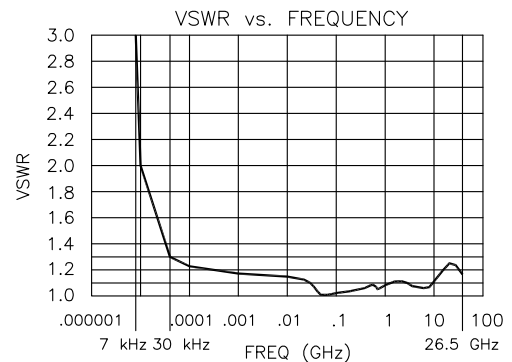
Electrical:

Frequency Range _____ 7 kHz – 26.5 GHz
 VSWR:
 30 kHz – 12 GHz _____ 1.35:1 Max.
 12 GHz – 26.5 GHz _____ 1.40:1 Max.
 Impedance _____ 50 Ohms
 Voltage Rating _____ 50 Volts Max.
 Operating Temp Range _____ -35°C to +85°C
 Rise Time (10 – 90%) _____ < 9 pS Typical
 Insertion Loss
 30 kHz – 26.5 GHz _____ 1.0 dB Max.



Mechanical:

SMP Connectors _____ Gold Plated Beryllium Copper
 (SMP Connectors mate with GPO™ connectors IAW MIL-STD-348)
 Conductors _____ Gold Plated Beryllium Copper
 Barrel** _____ Passivated Stainless Steel

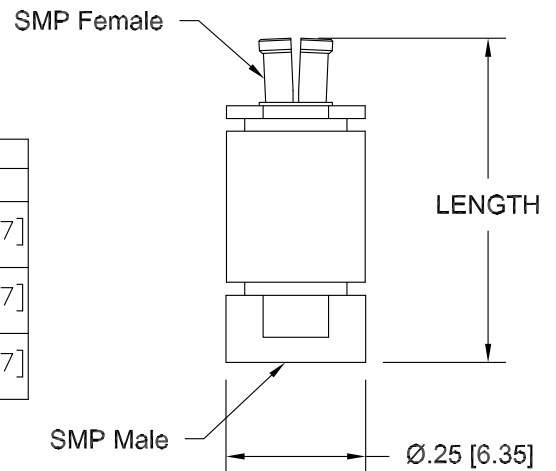


GPO is a trademark of Corning Gilbert Inc.

** For a Gold Plated Barrel add /AU to the Model Number

Model Number: **8535PYZ**

| Connector Configuration | Model Numbers | LENGTH | |
|-------------------------|-------------------|----------|---------------|
| | | Inches | Millimeters |
| Male/Female | 8535P 8535PL | .58 ±.05 | [14.73 ±1.27] |
| Male/Male | 8535PM 8535PLM | .56 ±.05 | [14.22 ±1.27] |
| Female/Female | 8535PF | .60 ±.05 | [15.24 ±1.27] |



HOW TO ORDER:

Connector Configuration _____
 = Male/Female
 F = Fem/Fem
 M = Male/Male
 Finish _____
 = Passivated Barrel
 /AU = Gold Plated Barrel
 Model Number: **8535PYZ/FF**
 Connector Style _____
 = Full Detent Male Interface
 Force to Engage: 15.0 Lbs Max.
 L = Limited Detent Male Interface
 Force to Engage: 5.0 Lbs Max.

Ordering Examples:

Model Number: **8535P**
 SMP – Male/Female, Male has Full Detent Interface
 Model Number: **8535PF**
 SMP – Female/Female
 Model Number: **8535PLM**
 SMP – Male/Male, Limited Detent Interface

Note: Dimensions in Brackets are Expressed in Millimeters and are for Reference Only.
 Design specifications are subject to change without notice.
 Contact factory for technical specifications before purchasing or use.