

ADAPTER, BETWEEN SERIES SMA / 1.85mm

DC - 18 GHz



MODELS: 5250, 5251, 5252, 5253

SPECIFICATIONS:

Electrical:

Frequency Range _____ DC – 18 GHz
 VSWR _____ 1.30:1 Max.
 Impedance _____ 50 Ohms
 Operating Temp. Range _____ -65°C to +125°C

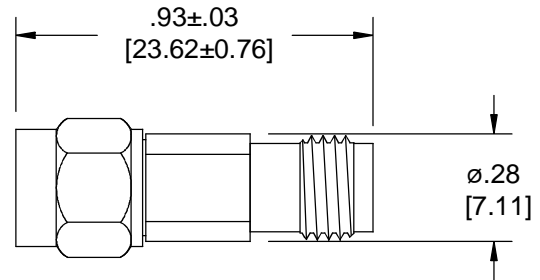
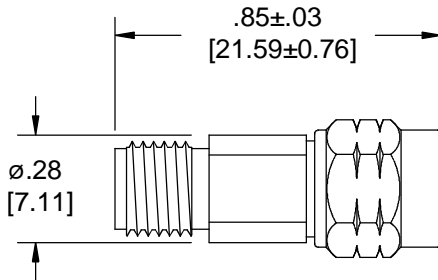
Mechanical:

SMA Connectors _____ Passivated Stainless Steel
 (Mates with MIL-STD-348)
 1.85mm Connectors _____ Passivated Stainless Steel
 (Mates with 2.4mm & V* Connectors)
 Conductors _____ Gold Plated Beryllium Copper

*V is a trademark of Anritsu Corp.

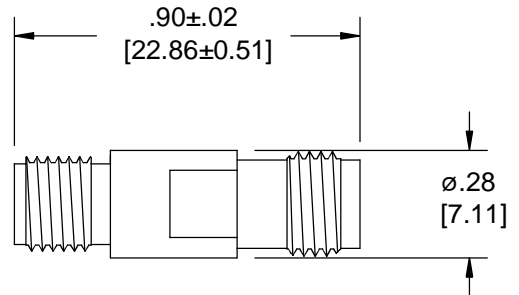
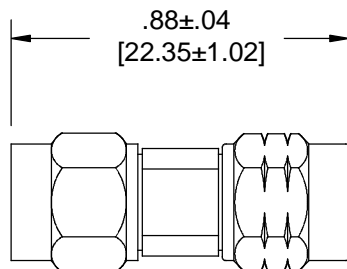
Model Number: **5250**
 SMA Female to 1.85mm Male

Model Number: **5252**
 SMA Male to 1.85mm Female



Model Number: **5251**
 SMA Male to 1.85mm Male

Model Number: **5253**
 SMA Female to 1.85mm Female



Note: Dimensions in Brackets are Expressed in Millimeters and are for Reference Only.
 Design specifications are subject to change without notice.
 Contact factory for technical specifications before purchasing or use.

5251; REV A