

ADAPTERS, BETWEEN-SERIES TYPE N / 2.4mm

DC - 18 GHz



MODELS: 5155, 5156, 5157 & 5158

SPECIFICATIONS:

Electrical:

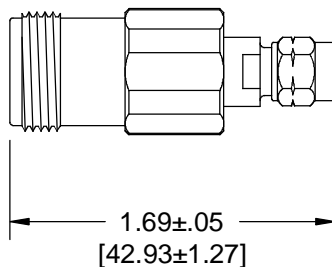
Frequency Range _____ DC – 18.0 GHz
VSWR _____ 1.15:1 Max.
Impedance _____ 50 Ohms
Operating Temp Range _____ -65°C to +125°C

Mechanical:

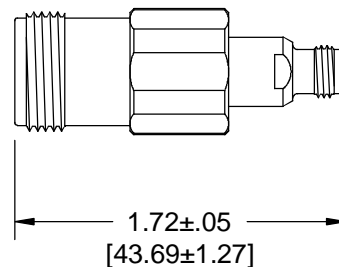
Connectors _____ Passivated Stainless Steel
(Mates with MIL-STD-348)

Conductors _____ Gold Plated Beryllium Copper

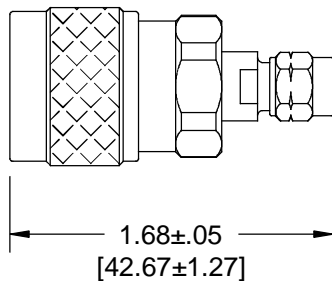
Model Number: **5155**
Type N Female to 2.4mm Male



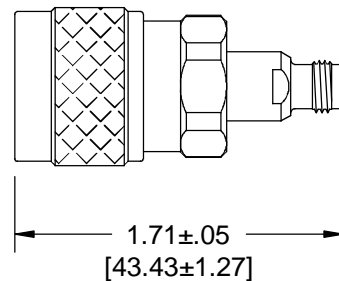
Model Number: **5156**
Type N Female to 2.4mm Female



Model Number: **5157**
Type N Male to 2.4mm Male



Model Number: **5158**
Type N Male to 2.4mm Female



Note: Dimensions in Brackets are Expressed in Millimeters and are for Reference Only.
Design specifications are subject to change without notice.
Contact factory for technical specifications before purchasing or use.

5155; REV C