

Low PIM Attenuator – 50 Watts, DC – 10 GHz

Connectors - Type N/4.3-10



Features

- Low Passive Intermodulation design (PIM)
- Smaller & lighter than coupler based designs
- 100 % tested for IM3
- Designed for mobile infrastructure applications
- RoHS Compliant

Technical Specifications

Nominal Impedance	50 Ω	
Frequency Range	DC to 10.0 GHz	
Maximum Deviation Over Frequency		
Nominal ATTN (dB)	DC – 6 GHz	6 – 10 GHz
3,6	+/- 0.40	+/- 0.75
10	+/- 0.60	+/- 0.75
40	+/- 0.80	+/- 1.20
Typical SWR		
Frequency (GHz)	Type N	4.3-10
DC - 6	1.25	1.25
6 – 10	1.30	1.40
Power Rating		
<ul style="list-style-type: none"> - 50 watts, bidirectional at 25° C ambient - Derated to 5 Watts at 125°C - 5 KW peak @ 5µsec pulse width & 0.05 % duty cycle. 		
Power Coefficient	< 0.0003 dB/dB/watt	
Temperature Coefficient	< 0.0004 dB/dB/°C	
Temperature Range	-55°C to 125°C	
Passive Intermodulation (PIM) Levels*		
Nominal ATTN (dB)	Reverse IM3 (Maximum)	Forward IM3 (Typical)
3	-125 dBc	-130 dBc
6	-125 dBc	-140 dBc
10	-130 dBc	-140 dBc
20	-130 dBc	-150 dBc
30, 40	-130 dBc	-155 dBc

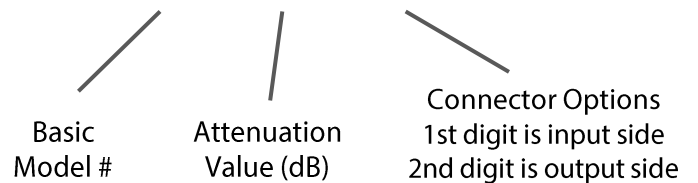
Mechanical Specifications

Construction	Black finned, aluminum alloy body; Low PIM connector construction.	
Weight	165 g (5.82 oz) maximum	
Connectors		
Options	Type	Description
3	N Female	Interface dimensions per MIL-STD 348 & IEC 60169-16. Mates non-destructively with MIL-PRF-39012 connector.
4	N Male	
7	4.3-10 Female	Mates non-destructively with DIN EN 61169-54 & IEC 61169-54 interfaces.
8	4.3-10 Male	

Swept data plots of attenuation and SWR from 50 MHz to 10 GHz are available upon request.

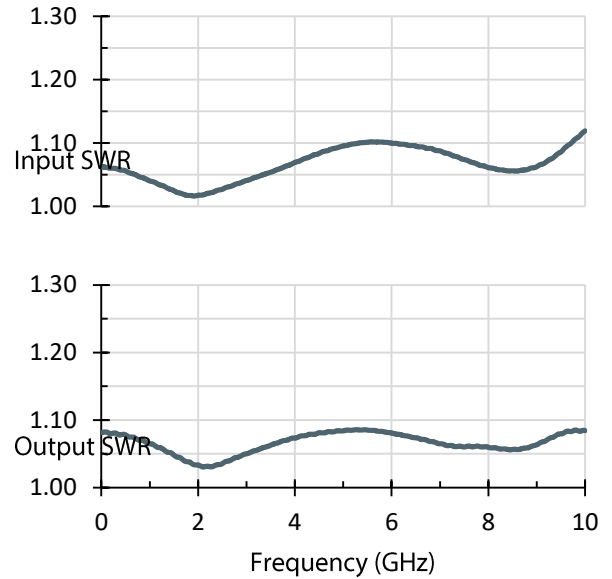
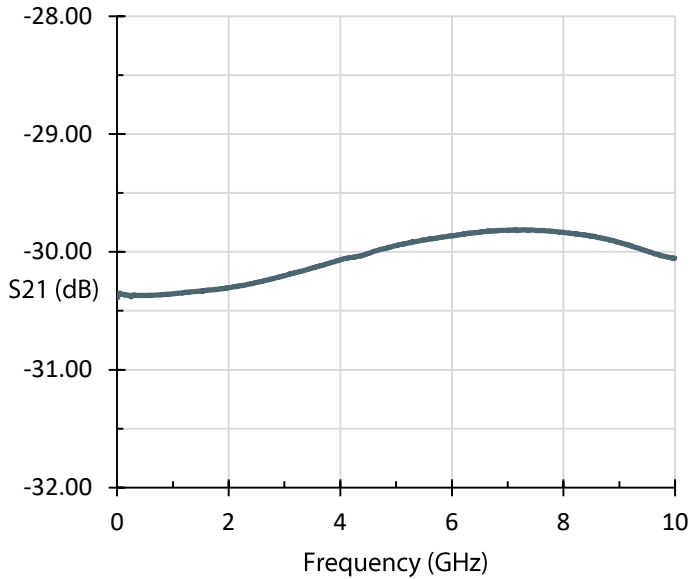
Model Number Description

264 – XX – XX – LIM

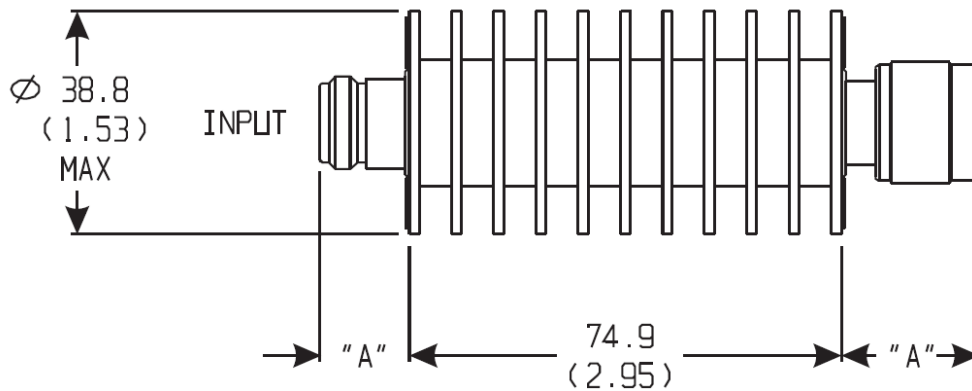


*IM3 levels tested with two input signals @ 869 MHz and 891 MHz with average carrier power levels of +43 dBm each.

Typical 264-30-34-LIM Attenuation & SWR



Physical Dimensions



Connector Dimensions			
Connector Option	Dim A mm (in)	Connector Option	Dim A mm (in)
N Male	23 (0.90)	N Female	14 (0.60)
4.3-10 Male	23 (0.91)	4.3-10 Female	21 (0.83)

NOTE: All dimensions are given in mm (inches) and are maximum, unless otherwise specified.