

High Power Attenuator Model 290

RoHS

**DC to 18 GHz
250 Watts**

Connectors - N or 3.5mm

Features

- Quality high temperature connectors
- Designed to meet environmental requirements of MIL-DTL-3933
- Ideal for wideband test applications

Specifications

Technical

Nominal Impedance: 50Ω

Frequency Range: DC to 18.0 GHz

Maximum Deviation Over Frequency:

Nominal ATTN (dB)	Deviation (dB)
3,6,10,20,30,40	-2.5/+4.0

Maximum SWR:

Frequency (GHz)	SWR
DC - 18	1.60

Power Rating: 250 W (average) at 25°C ambient. Derated to 25 W average at 125°C. 1 KW peak @ 5µsec pulse width & 1.25% duty cycle.

Power Coefficient: < 0.00006 dB/dB/watt

Temp. Coefficient: < 0.0004 dB/dB/°C

Temp. Range: -55°C to 125°C

Mechanical

Construction: Aluminum alloy body, stainless steel connectors & gold plated contacts.

Weight: 1400 grams (50 oz.) maximum

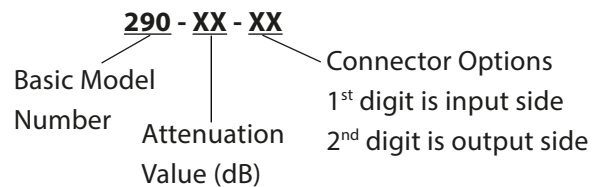


Connectors

Options	Type	Description
1 2	3.5 mm Female 3.5 mm Male	Mates nondestructively with SMA, SMK and 3.5 mm connectors.
3 4	Type N Female Type N Male	Interface dimensions per MIL-STD 348 & IEC 60169-16. Mates non-destructively with MIL-PRF-39012 connector.

Swept data plots of attenuation and SWR from 50 MHz to 18 GHz are available upon request.

Model Number Description:

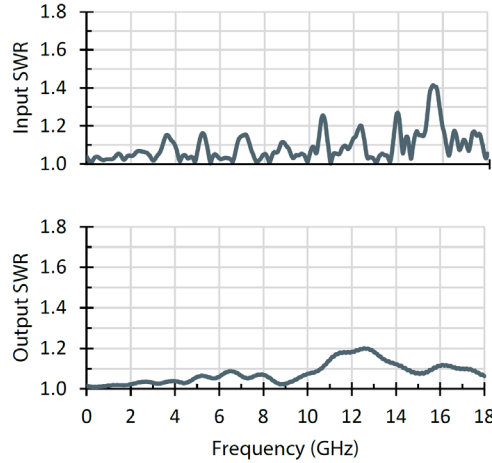
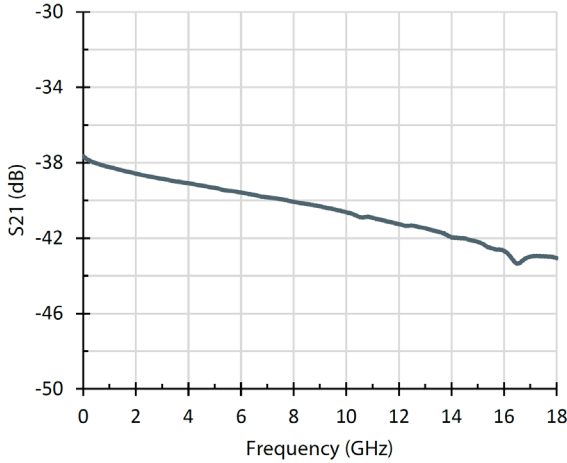


High Power Attenuator Model 290

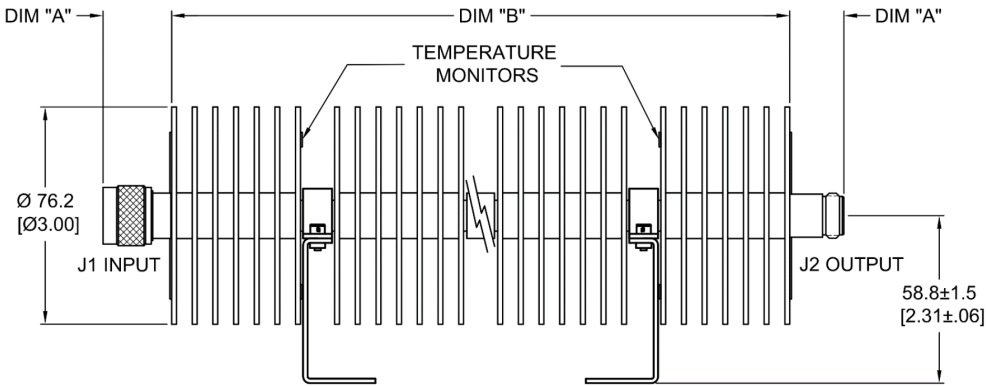
Connectors - N or 3.5mm

**DC to 18 GHz
250 Watts**

Typical 290-40-34 Attenuation & SWR



Physical Dimensions



Attenuator Dimensions				
Connector Option	Dim A mm (in)		Attenuation (dB)	Dim B mm (in)
3.5 Male	13.2 (0.52)		3	218 (8.6)
3.5 Female	14.0 (0.55)		6,10	332 (13.1)
N Male	24.1 (0.95)		20,30,40	390 (15.4)
N Female	19.0 (0.75)			

Note: All dimensions are given in mm (inches) and are maximum, unless otherwise specified.