

Attenuator, Chip

Model PCA3060

Frequency Range: DC to 40.0 GHz
Power: 1Watt


Features

- Surface Mount (Drop-in or Bond and Wire)
- Thin Film Resistor
- High-frequency Performance

40PCA3060 Attenuators are designed to reduce the signal power uniformly at different frequencies, temperatures and power levels. These surface mount attenuators can be used in amplifier circuits, receivers, up/down converters, phase-matched arrays and switching networks. 40PCA3060 series are available with tinned lead-free solder terminals as standard, or with tinned tin-lead solder and gold as other finish options. Other dB values, frequency range, and finish options may be available upon request.

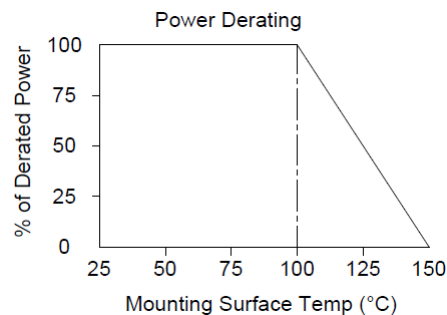
Technical Specifications

Parameter		Value
Frequency Range		DC to 40 GHz
Standard dB Values		0 thru 10, 12, 15 & 20 dB (in 1dB Increments)
Atten. Accuracy (dB)		Tol(Freq)/vs Nom Atten(freq)/ ± (1.0)
dB Value	Atten (Freq)	
1 - 6	dB+0.025*f_GHz	
9	dB+0.025*f_GHz	
10 - 12	dB	
15 - 20	dB-0.025*f_GHz	± (0.5+0.013*f_GHz)
Impedance		50 Ohms
Power Handling*		1 Watt Avg Max. Derated Linearly to 0 Watts @150°C Max
VSWR	DC - 10 GHz	1.20:1 Max.
	10 - 23 GHz	1.30:1 Max.
	23 - 40 GHz	1.50:1 Max.
Operating Temp. Range		-55°C to +150°C

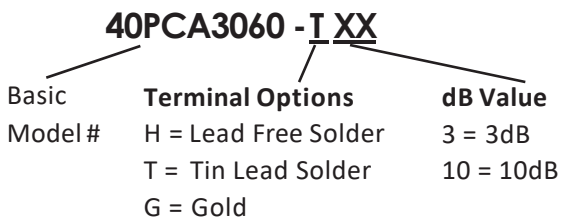


Material

Feature	Material
Substrate	Alumina
Resistor Material	Proprietary Thin Film
Finish	Lead Free Solder (Standard) <i>See "How to order" for tinning & other finish options</i>



How to Order



*When temperature of mounting pads < 100°C.

Design Specifications are Subject to change without notice.

Rev B

Attenuator, Chip

Model 40PCA3060

Frequency Range: DC to 40.0 GHz
Power: 1Watt

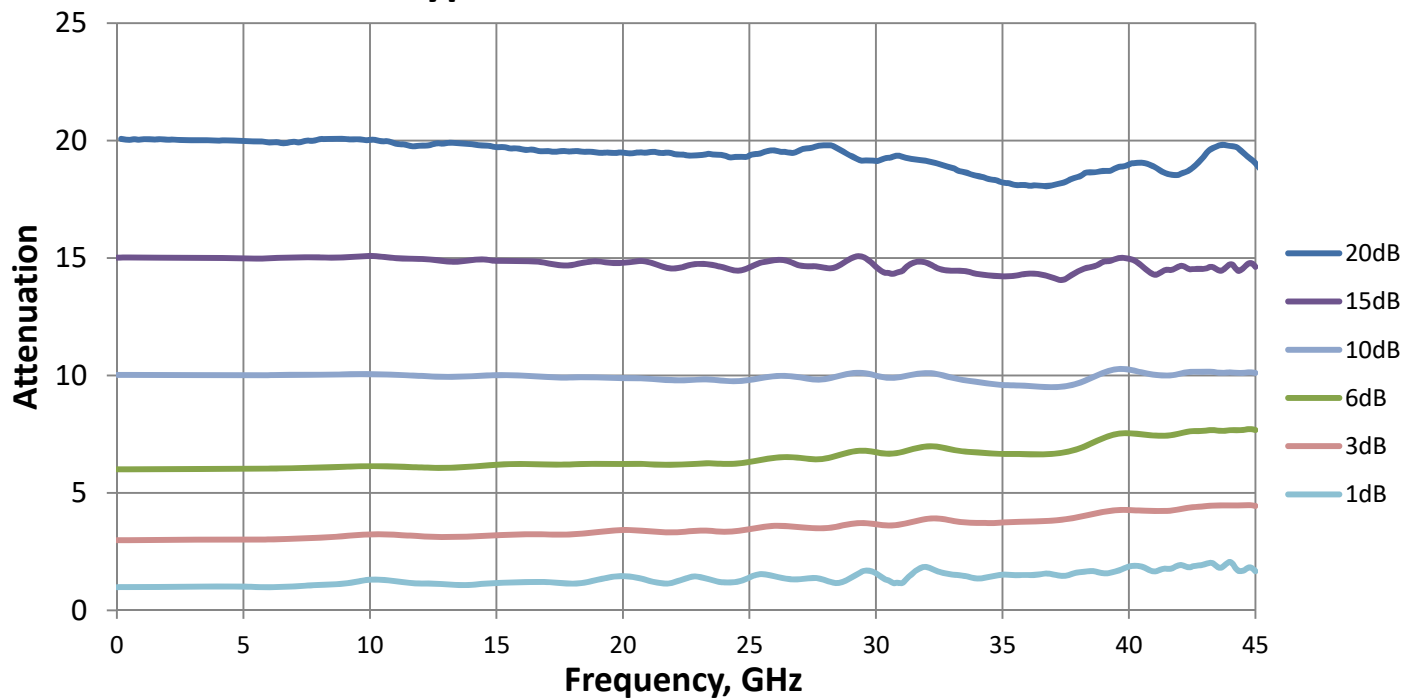
Order Examples

Model Number: 40PCA3060-H6
Lead Free Solder, 6dB

Model Number: 40PCA3060-T3
Tin Lead Solder, 3dB

Performance Characteristics

Typical Performance



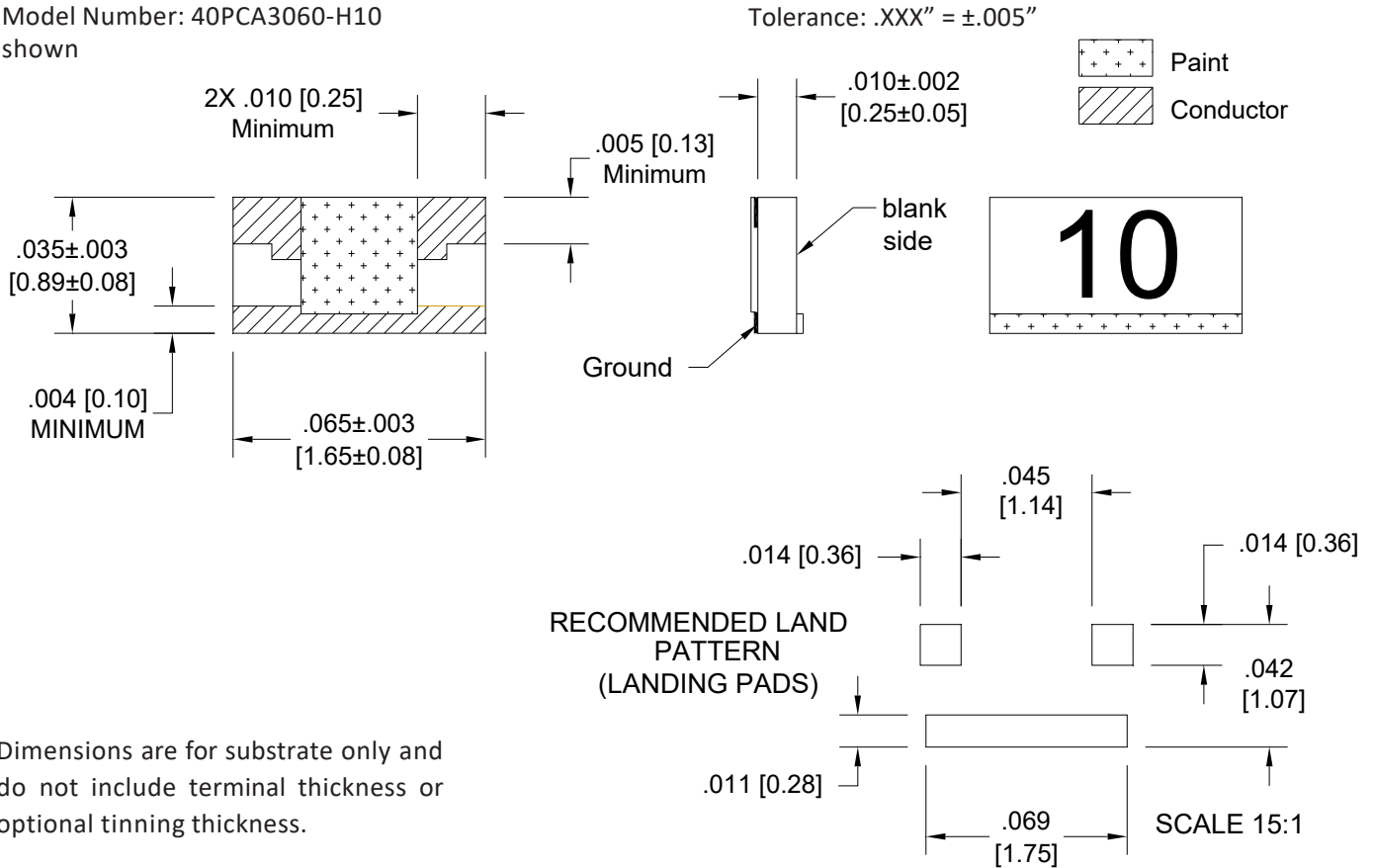
Attenuator, Chip

Model 40PCA3060

Frequency Range: DC to 40.0 GHz
Power: 1Watt

Physical Dimensions

Model Number: 40PCA3060-H10
shown



Dimensions are for substrate only and do not include terminal thickness or optional tinning thickness.

NOTE: Dimensions in Brackets [] are expressed in Millimeters and are for reference only.