

Fixed Coaxial Attenuators Model 24, Medium Power, N & SMK Connectors

RoHS

Bi-Directional Design

Features

- Designed to meet environmental requirements of MIL-DTL-3933
- Low Intermodulation option available
- Mode free operation to 10 GHz

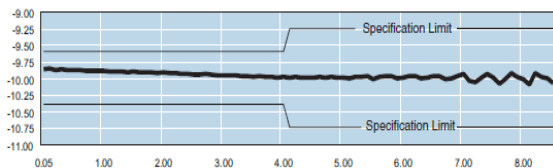
Specifications

Nominal Impedance: 50 Ω

Frequency Range: Model: dc 8.5 to GHz

Maximum Deviation Over Frequency (db):

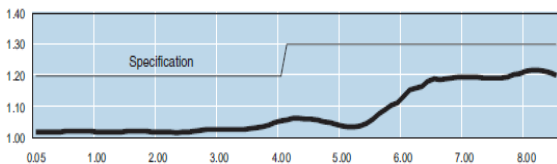
Nominal ATTN (dB)	24		24-LIM	
	dc-4 GHz	4 - 8.5 GHz	dc-4 GHz	4 - 8.5 GHz
3, 6, 10, 20	± 0.40	± 0.75	± 0.40	± 0.75
30, 40	± 0.60	± 1.00	± 0.60	± 1.00



Typical Attenuation Performance of a 24-10-34

Maximum SWR:

Frequency (GHz)	SWR
dc - 4	1.20
4 - 8.5	1.30



Typical SWR of a 24-10-34

3rd Order Intermodulation (24-Xx-Xx-Lim Only):

Reflected Levels (IM3), -100 & Through Levels (IM3), -110 dBc with two input signals @ 869 MHz and 891 MHz with average carrier power levels of +43 dBm each.



**dc to 8.5 GHz
50 Watts**

Power Rating (mounted horizontally): 50 watts average (bi-directional) to 25°C ambient temperature, derated linearly to 2.5 watts @ 125°C. 5 kilowatt peak (5 μsec pulse width; 0.5% duty cycle).

Power Coefficient: <0.0003 dB/dB/watt

Temperature Coefficient: < 0.0004 dB/dB/°C

Temperature Range: -55 °C to 125 °C

Test Data: Swept data plots of attenuation and SWR from 50 MHz to 8.5 GHz supplied.

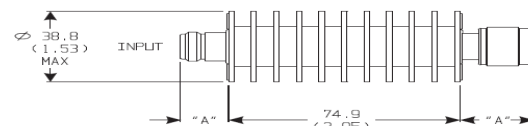
Connectors: Type N connectors per MIL-STD-348 interface dimensions - mate - nondestructively with MIL-C-39012 connectors. SMK (2.92mm) connectors mate nondestructively with SMA per MIL-C-39012, 3.5mm, SMK, and other 2.92mm.

Options	Description	Options	Description
1	SMK, Female	3	Type N, Female
2	SMK, Male	4	Type N, Male

Construction: Black, finned aluminum body, gold plated beryllium copper contacts.

Weight: 280 g (10 oz) maximum

Physical Dimensions:



Connector	DIM A	Connector	DIM A
N Male	22.9 (0.90)	SMK Male	14.0 (0.55)
N Female	15.0 (0.59)	SMK Female	12.7 (0.50)

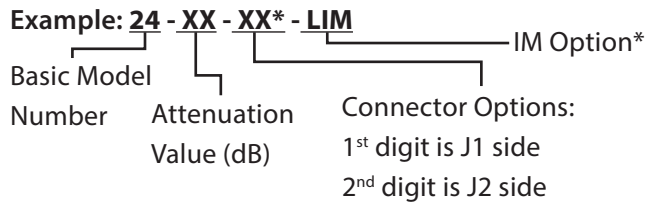
NOTE: All dimensions are given in mm (inches) and are maximum, unless otherwise specified.

Fixed Coaxial Attenuators Model 24, Medium Power, N & SMK Connectors

Bi-Directional Design

**dc to 8.5 GHz
50 Watts**

Model Number Description:



*Unit is bi-directional & full power may be applied to either J1 or J2.
**Add -LIM to entire model number for Low Intermodulation option. Option only available in 10, 20, 30, 40 dB and is not available through Express.