

# Fixed Coaxial Attenuators: Model 1 and Model 2

## Precision N Connectors

### Features

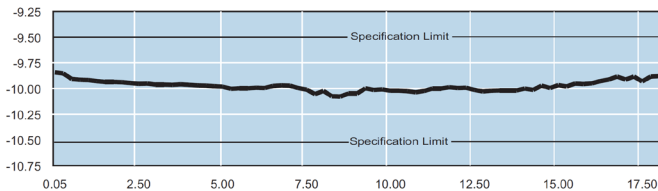
- Rugged injection molded connectors
- Designed to meet environmental requirements of MIL-DTL-3933.

### Specifications

**Nominal Impedance:** 50 Ω  
**Frequency Range:** Model 1: dc to 12.4 GHz  
 Model 2: dc to 18.0 GHz

#### Maximum Deviation Over Frequency:

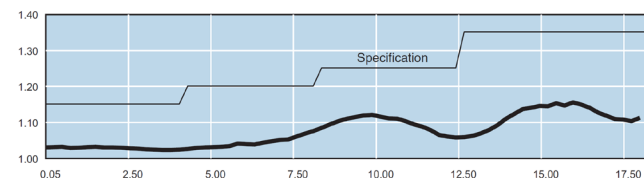
Nominal ATTN (dB)	1	2
1-9	±0.30	±0.30
10, 20	±0.30	±0.50
30, 40	±0.75	±1.00
50	±0.75	±1.25
60	±1.00	±1.50



Typical Attenuation Performance of Model 2-10

#### Maximum SWR:

Nominal ATTN (dB)	1	2
dc - 4	1.15	1.15
4 - 8	1.20	1.20
8 - 12.4	1.25	1.25
12.4 - 18	---	1.35



Typical SWR of Model 2-10

## ✓ RoHS

**dc to 12.4 GHz**  
**dc to 18.0 GHz**  
**5 Watts**



**Power Rating:** 5 watts average @ 25C ambient temperature, derated linearly to 0.5 watt @ 125C. 1 kilowatt peak (5 μsec pulse width; 0.25% duty cycle)

**Power Coefficient:** <0.005 dB/dB/Watt

**Temperature Coefficient:** < 0.0004 dB/dB/°C

**Temperature Range:** -55°C to +125°C

**Test Data:** Swept data plots of attenuation and SWR from 50 MHz to 12.4 / 18 GHz is available at additional cost.

**Connectors:** Precision Type N connectors per MIL STD-348 interface dimensions - mate nondestructively with MIL-C-39012 connectors.

**Construction:** Stainless steel body and connectors; gold plated beryllium copper contacts.

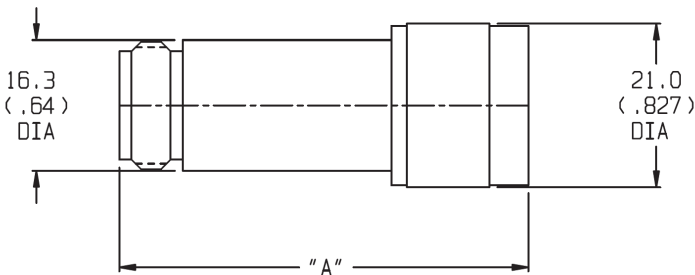
Weight:	dB Value	Weight (Net)
	1-10, 20, 30	71 g (2.5 oz)
	40, 50, 60	79 g (2.8 oz)

# Fixed Coaxial Attenuators: Model 1 and Model 2

Precision N Connectors

**dc to 12.4 GHz**  
**dc to 18.0 GHz**  
**5 Watts**

**Physical Dimensions:**



dB Value	Dim A
1-10, 20, 30	57.9 (2.28)
40, 50, 60	68.1 (2.68)

*NOTE: All dimensions are given in mm (inches) and are nominal +0.5 (0.02), unless otherwise specified.*

**Model Number Description:**

Example: **1 - XX**

Basic Model Number

Attenuation Value (dB)

**Attenuator set (AS-6):**

Model 2 is also available in a Attenuator Set which includes four different attenuators (3, 6, 10, 20 dB). Refer to Attenuator Sets data sheet for more information.