

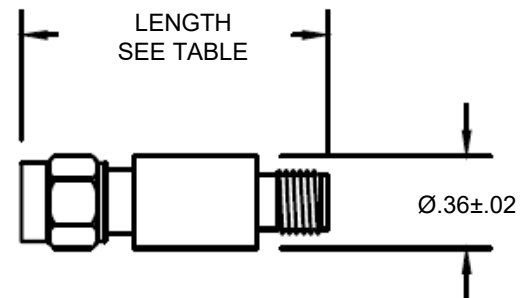


Technical Specifications

Parameter	Value
Frequency Range	0.5 – 18 GHz
Available Delta Slopes	3 to 35 dB <i>Data slope is relative to loss at 18 GHz</i>
Maximum Insertion Loss at 18 GHz:	
3 – 6 dB	1.5 dB
7 – 10 dB	2.0 dB
11 – 15 dB	2.5 dB
16 – 20 dB	4.0 dB
21 – 25 dB	5.0 dB
26 – 35 dB	6.0 dB
Linearity (Deviation from nominal delta slope)	
3 – 6 dB	±0.75 dB
7 – 10 dB	±1.0 dB
11 – 25 dB	10%
26 – 35 dB	±4.0 dB
VSWR (Input/Output)	1.80:1 Max.
Power (Input/Output)	1 Watt @+25°C Max. <i>Derated linearity to 0.5 watt @ +125°C</i>



Model Number: EQ2301-XX
SMA Connectors



Units are Bidirectional

Mechanical Specifications

Feature	Material
Housing	Passivated Stainless Steel
SMA Connectors <i>Mates with MII-STD-348</i>	Passivated Stainless Steel
Conductors	Gold Plated Beryllium Copper
Temperature Range	
Operating	-54°C to +125°C
Non-operating	-65°C to +125°C

Connector Configuration	Overall Length Weight	
	3-20 dB	21-35 dB
Male/Female	1.205 ± .05 15 grams max.	1.575 ± .05 18 grams max.
Male/Male	1.33 ± .05 16 grams max.	1.705 ± .05 20 grams max.
Female/Female	1.06 ± .025 13 grams max.	1.445 ± .025 17 grams max.

Epoxy Sealed Connectors Available

How to Order

Model #: EQ2301Z - XXY

Connector Type = SMA
N = N-Type

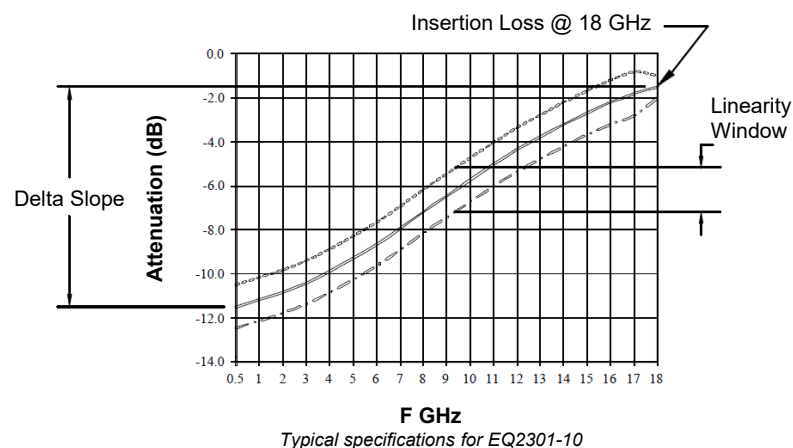
dB Value

Connector Configuration = Male/Female
F = Female/Female
M = Male/Male

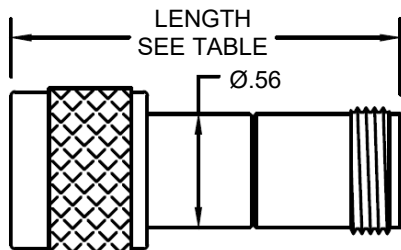
Order Examples

Model number: EQ2301-03
3 dB, SMA male/female

Model number: EQ2301N-18F
18 dB, N-Type female/female



Model Number: EQ2301N-XX
N-Type Connectors



Connector Configuration	Overall Length Weight	
	3-20 dB	21-35 dB
Male/Female	1.90 ± .03 61 grams max.	2.28 ± .03 70 grams max.
Male/Male	1.82 ± .03 67 grams max.	2.2 ± .03 76 grams max.
Female/Female	1.99 ± .03 55 grams max.	2.37 ± .03 64 grams max.