

## Technical Specifications

Parameter	Value
<i>Electrical</i>	
Frequency Range	See below
VSWR	DC – 18 GHz 1.10:1 max. 18 – 26.5 GHz 1.15:1 max. 26.5 – 40 1.25:1 max.
Impedance	50 Ohms
Operation Temp. Range	-65°C to +125°C

Parameter	Value
<i>Mechanical</i>	
2.9mm Connectors Mates both mechanically and electrically with all SMA, K* and 3.5mm series connectors.	Passivated Stainless Steel
Conductors	Gold Plated Beryllium Copper

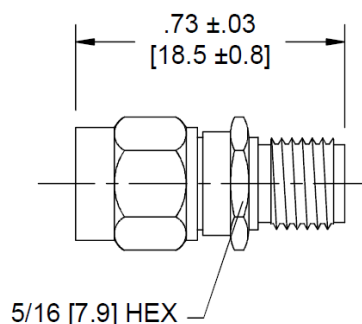
\*K is a trademark of Wiltron Corp.

### Model Number 5162

Freq. Range: DC-26.5, Male / Female

### Model Number 5172

Freq. Range: DC-40, Male / Female

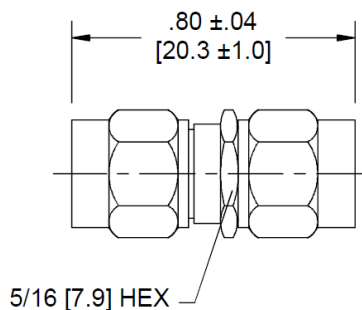


### Model Number 5161

Freq. Range: DC-26.5, Male / Male

### Model Number AA-5171

Freq. Range: DC-40, Male / Male

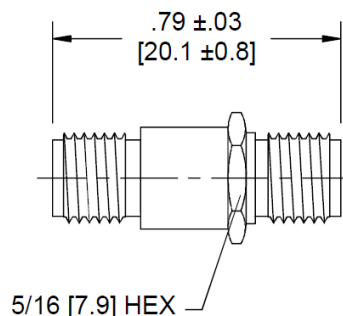


### Model Number AA-5160

Freq. Range: DC-26.5, Female / Female

### Model Number 5170

Freq. Range: DC-40, Female / Female



\*\*Dimensions in brackets are expressed in millimeters and are for reference only.

sales@am.spectrumcontrol.com

Approved for Release: November 2024/Brown

Spectrum Control reserves the right to make changes to datasheets at any time without notice.