

## Technical Specifications

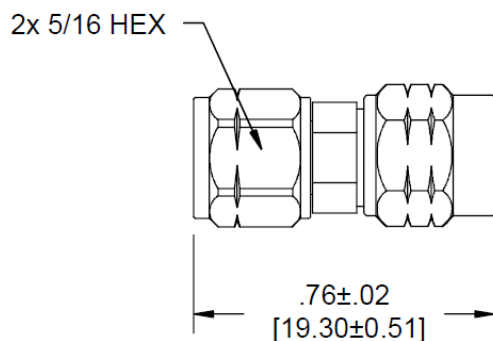
Parameter	Value
<i>Electrical</i>	
Frequency Range	DC – 50 GHz
VSWR	DC-18 GHz 1.15:1 max. 18-26 GHz 1.25:1 max. 26-50 GHz 1.35:1 max.
Impedance	50 Ohms
Operation Temp. Range	-65°C to +125°C

Parameter	Value
<i>Mechanical</i>	
2.4mm Connectors Mates with 1.85mm & V* Connectors	Passivated Stainless Steel
1.85mm Connectors Mates with 2.4mm and V* connectors	Passivated Stainless Steel
Conductors	Gold Plated Beryllium Copper

\*V is a trademark of Anritsu Corp.

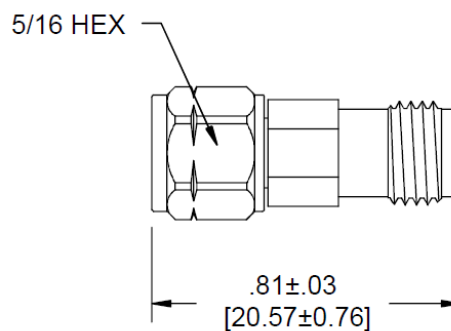
### Model Number 5075

2.4mm MALE / 1.85mm MALE



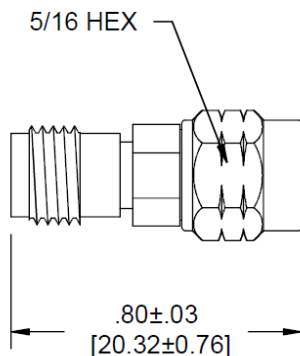
### Model Number 5076

2.4mm MALE / 1.85mm FEMALE



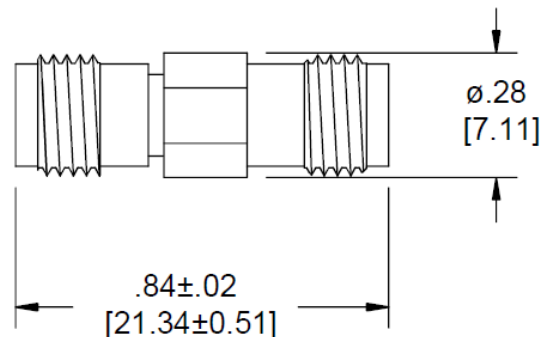
### Model Number 5077

2.4mm FEMALE / 1.85mm MALE



### Model Number 5078

2.4mm FEMALE / 1.85mm FEMALE



\*\*Dimensions in brackets are expressed in millimeters and are for reference only.

sales@am.spectrumcontrol.com

Approved for Release: November 2024/Brown

Spectrum Control reserves the right to make changes to datasheets at any time without notice.