

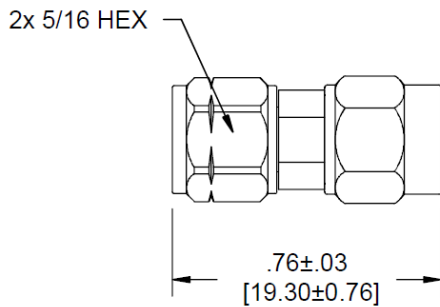
Technical Specifications

Parameter	Value
<i>Electrical</i>	
Frequency Range	DC – 34 GHz
VSWR	1.25:1 max.
Impedance	50 Ohms
Operation Temp. Range	-65°C to +125°C
<i>Mechanical</i>	
2.4mm Connectors Mates with 1.85mm & V* Connectors	Passivated Stainless Steel
3.5mm Connectors Mates both mechanically and electrically with all SMA, K* series connectors	Passivated Stainless Steel
Conductors	Gold Plated Beryllium Copper

*K and V are trademarks of Anritsu Corp.

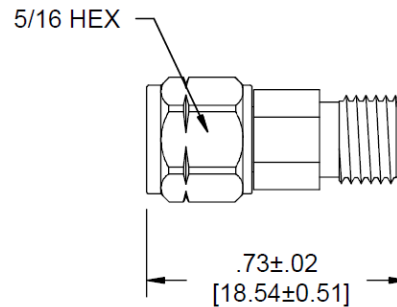
Model Number 5065

2.4mm MALE / 3.5mm MALE



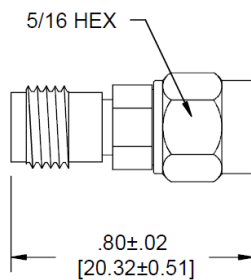
Model Number 5066

2.4mm MALE / 3.5mm FEMALE



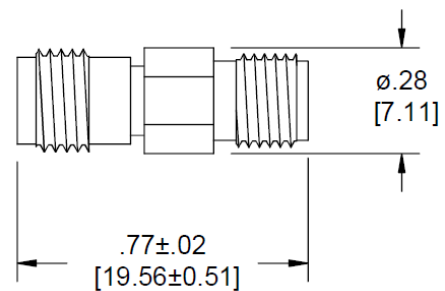
Model Number 5067

2.4mm FEMALE / 3.5mm MALE



Model Number 5068

2.4mm FEMALE / 3.5mm FEMALE



**Dimensions in brackets are expressed in millimeters and are for reference only.

sales@am.spectrumcontrol.com

Approved for Release: November 2024/Brown

Spectrum Control reserves the right to make changes to datasheets at any time without notice.