

REVISIONS				
ECN	REV.	DESCRIPTION	CHNG/DATE	APPVD/DATE
--	P1	PRELIMINARY RELEASE	2012/05/14	
--	P2	TOL ADDED TO LEADS	2016/12/07	


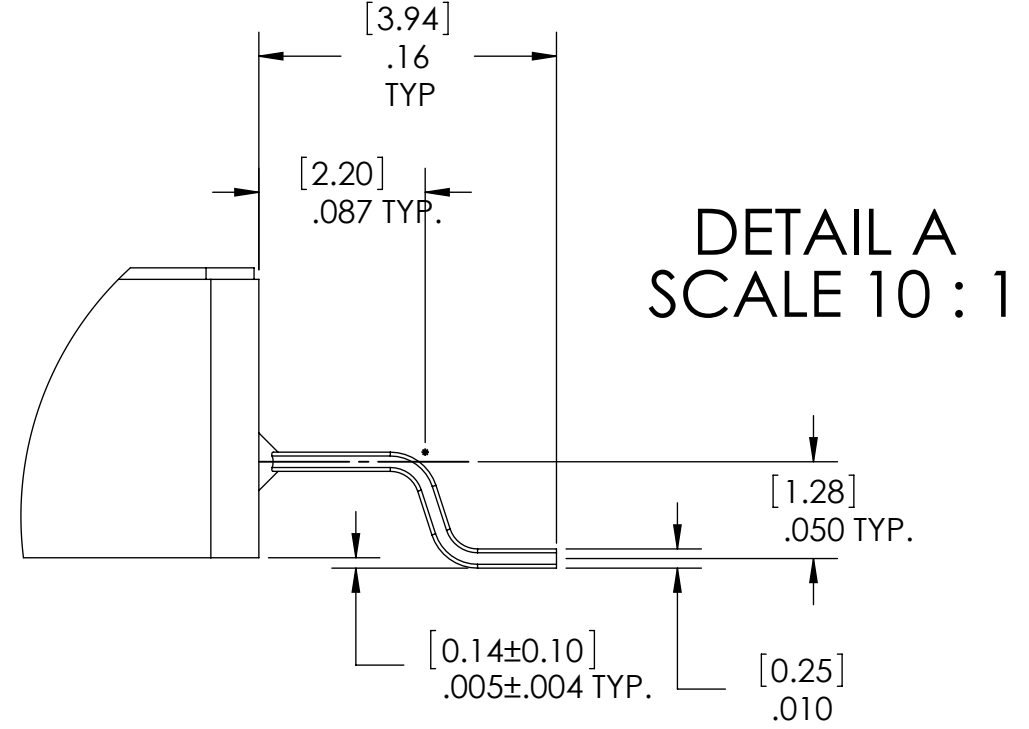
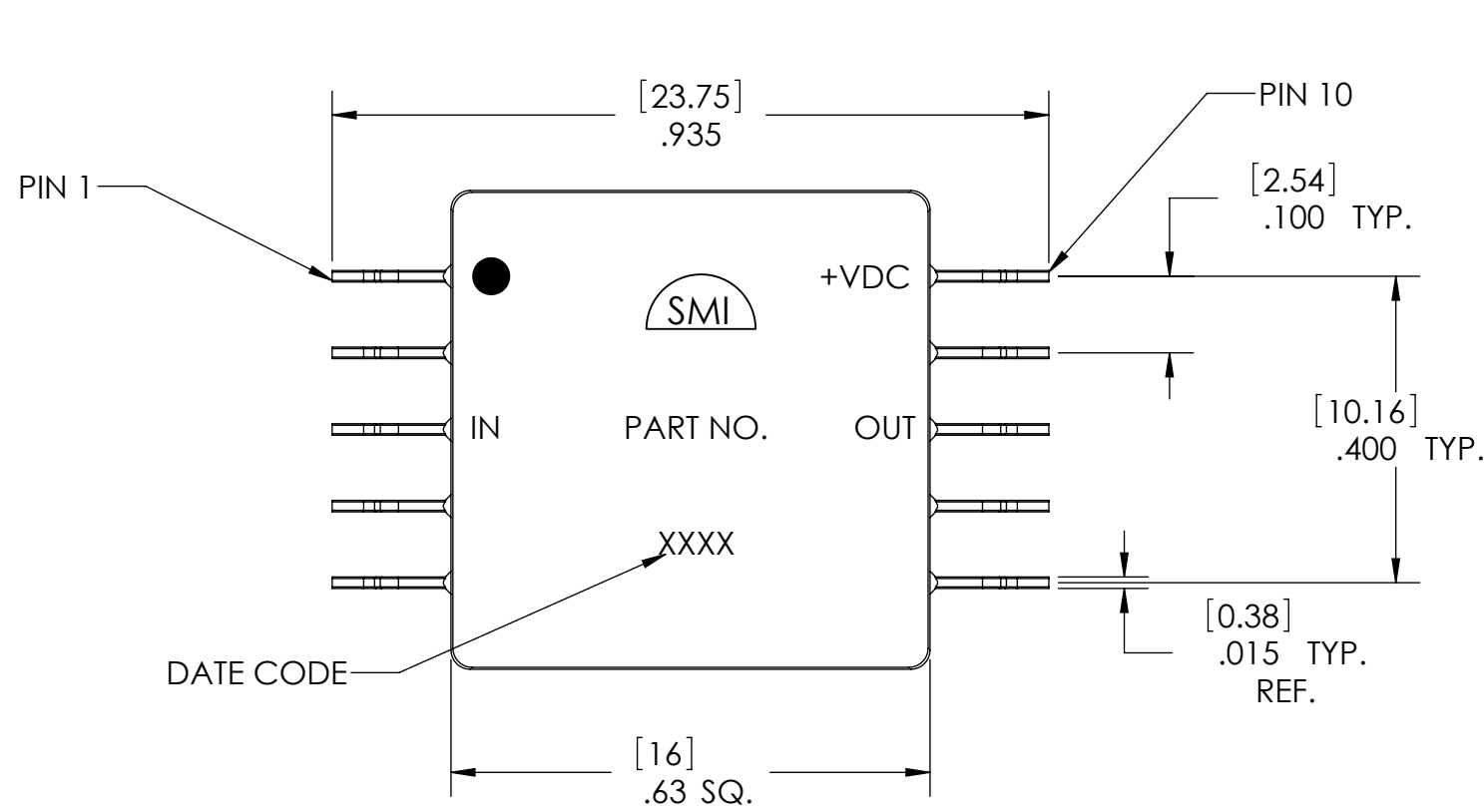


CAUTION

THIS ASSEMBLY CONTAINS PARTS SENSITIVE TO DAMAGE BY ELECTROSTATIC DISCHARGE (ESD). USE ESD PRECAUTIONARY PROCEDURES WHEN TOUCHING, REMOVING OR INSERTING

- NOTES:
- MATERIAL: KOVAR
 - FINISH: NICKEL/GOLD

PIN TABLE	
PIN 3	RF IN
PIN 8	RF OUT
PIN 10	DC
ALL OTHER	GROUND
CASE	GROUND



SEE SEPARATE PARTS LIST IN ELECTRONIC STORAGE

UNLESS OTHERWISE SPECIFIED		3rd ANGLE PROJECTION ANSI		SPECTRUM MICROWAVE, INC 2707 Black Lake Place Philadelphia, PA 19154-1008 (USA)		
* INTERPRET DRAWING IAW ASME Y14.100-2004 * DIMENSIONING AND TOLERANCING IAW ASME Y14.5-1994 * PARENTHETICAL INFORMATION FOR REFERENCE ONLY * DIMENSIONAL LIMITS APPLY BEFORE PROCESSES * DIMENSIONS ARE IN INCHES * TOLERANCES ARE: ANGLES ±1.0° * SURFACE FINISH: 63 * REMOVE ALL BURRS AND SHARP EDGES .010 RAD MAX. * CONCENTRICITY MACHINED DIA: .002 FIM * MACHINED TOOL MISMATCH: .002 MAX.		DRAWN WAR	DATE 2012/05/14	TITLE OUTLINE DRAWING SG-4		
		CHECKED				
		ENGRG PH	2012/05/14			
		MFG				
		QA		SIZE B	CAGE CODE 60979	DWG NO. 088-00305
				SCALE: 4:1		REV P2
				SHEET		1 OF 1

SPECTRUM MICROWAVE PROPRIETARY INFORMATION
THIS DOCUMENT IS THE SOLE PROPERTY OF SPECTRUM MICROWAVE, INC. THE RELEASE OF DATA CONTAINED IN THIS DOCUMENT AND THE REPRODUCTION OF THIS DOCUMENT, IN WHOLE OR IN PART, WITHOUT THE WRITTEN PERMISSION OF SPECTRUM MICROWAVE, INC ARE PROHIBITED.